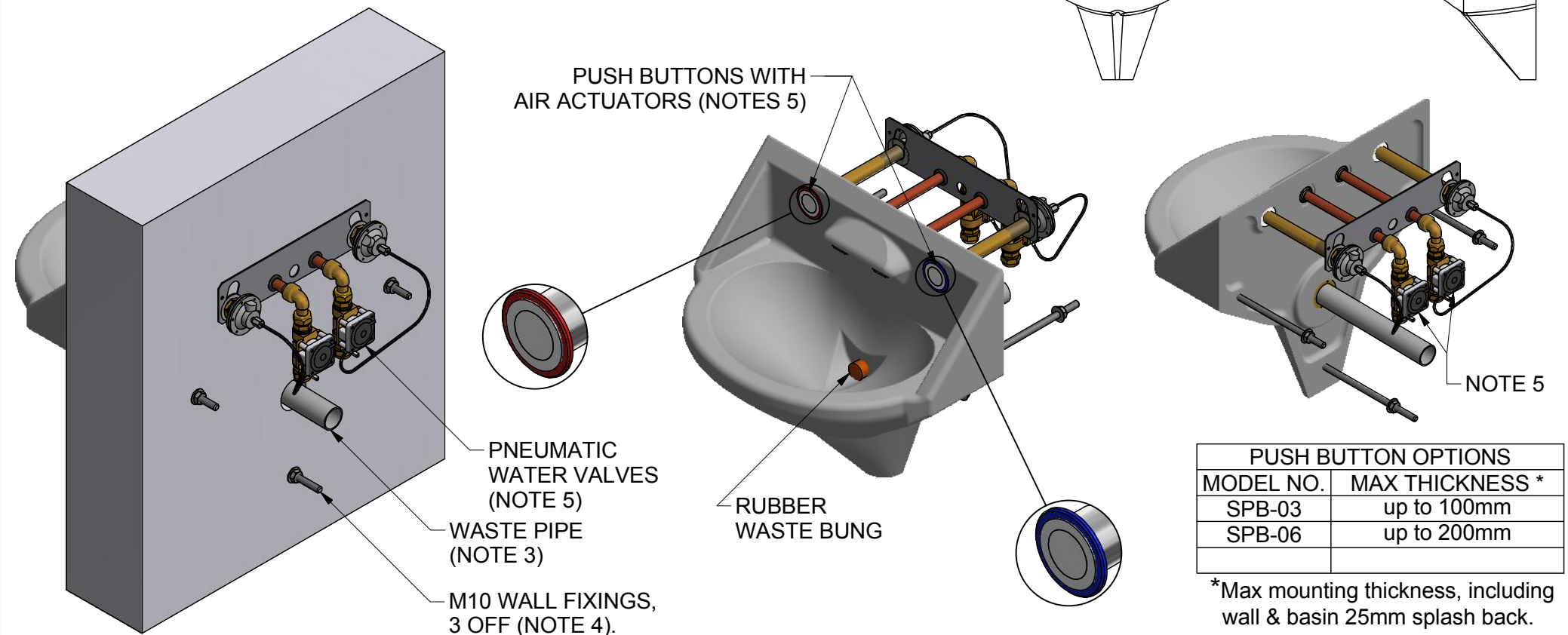
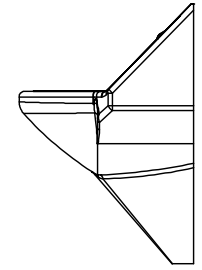
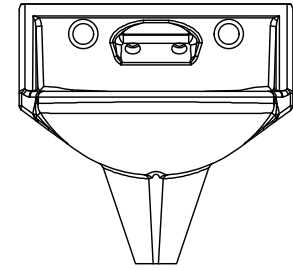


1. For through wall basin hole positions and recommended hole diameters, refer to drawing: INS\_ALS\_185 HOLES. The basin must be sealed to the wall using an anti pick hard set mastic such as Arbokol 1025 or Sikadur 33.
2. Hot & cold water supplies of 15mm copper pipe, fitted with isolating service taps are required for connection to the water valves. Flexible braided hoses to fit between isolating taps & water valve, can be obtained from Wallgate.
3. The 32mm (1¼") waste pipe supplied is suitable for walls up to 150mm thick & should be connected to a deep seal waste trap (NOT SUPPLIED). The waste pipe is fitted to the basin with a 1° fall.
4. Wall fixings (M10 threaded bar) suitable for a wall thickness of 160mm are supplied including nuts & washers.
5. Pneumatic operation type water controls are ordered separately. Each control pack includes two push buttons with air actuators, two water valves & two 1m lengths of air flexible tubing. Refer to the push button options table to select the model to suit the wall thickness range required. The water valves have a 15mm compression inlet connection & include an adjustment screw to vary the time cycle which is factory set for a basin (10-15 seconds).

REVISION HISTORY				
REV	DATE	DESCRIPTION	BY	CHKD
6	19/04/2016	BASIN CORNER UPDATE.	RD	DB



PUSH BUTTON OPTIONS	
MODEL NO.	MAX THICKNESS *
SPB-03	up to 100mm
SPB-06	up to 200mm

\*Max mounting thickness, including wall & basin 25mm splash back.

© 2014 Copyright THIS DRAWING IS THE PROPERTY OF WALLGATE LIMITED AND IS ISSUED ON THE STRICT UNDERSTANDING THAT THE INFORMATION CONTAINED WILL NOT BE REPRODUCED, COPIED OR USED WITHOUT PRIOR AGREEMENT OF WALLGATE LTD.

# Wallgate

**TITLE:** TYPICAL INSTALLATION DETAIL.  
ALS\_185 BASIN WITH INTEGRAL TAP & OPTIONAL PNEUMATIC CONTROLS.

**Drg No:** INS\_ALS\_185

Model/Client/Project:

**MATERIAL:**

**FINISH:**

Limits: (unless stated)  
± 0.25mm (sheetmetal)  
± 0.10mm (machined)  
± 2.00mm (pattern)  
± 5.00mm (moulded)

All dimensions in mm,  
All angles 90° (unless stated)

**Scale: NTS**

**A4** 3rd